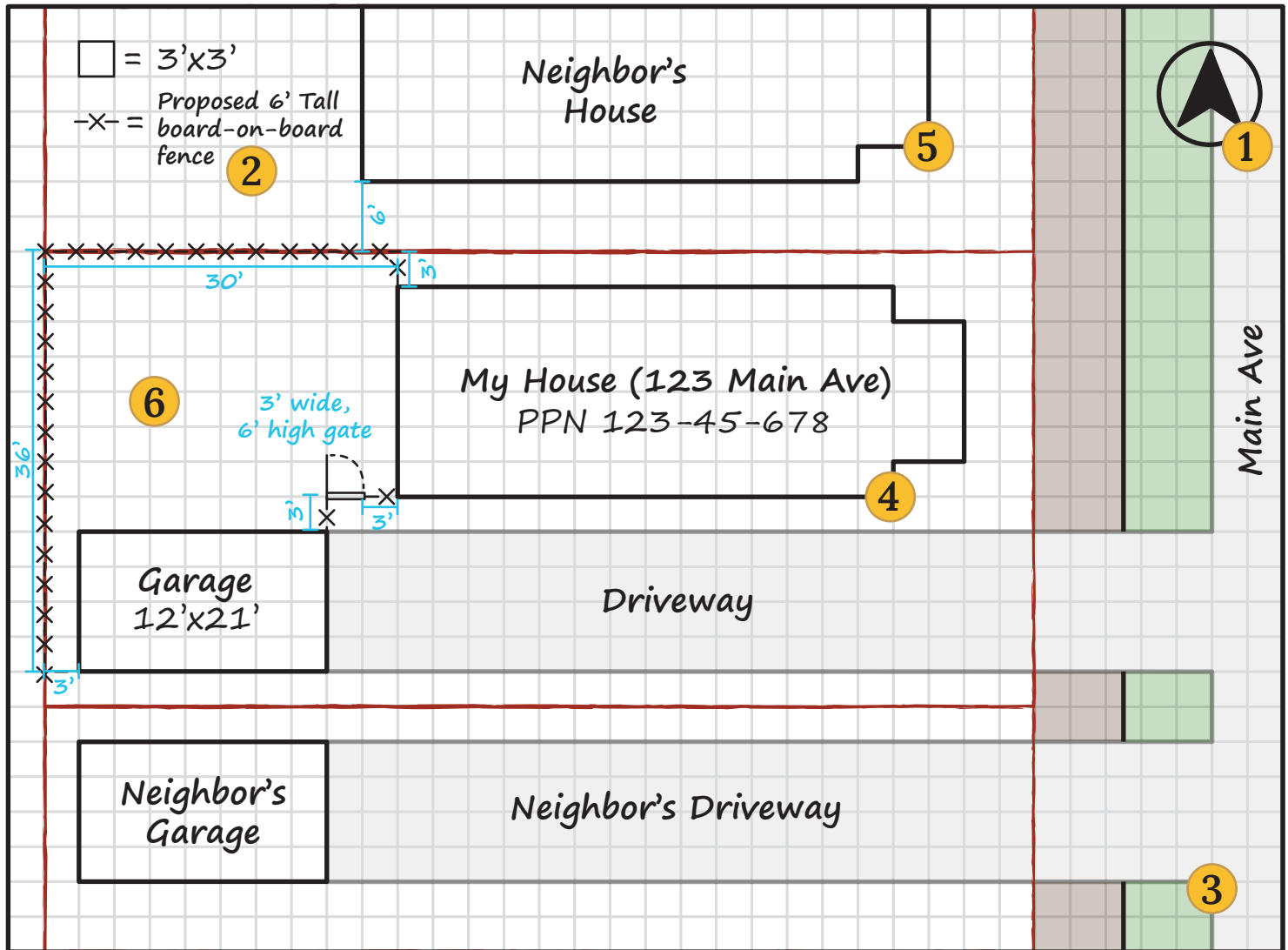


Sample Fence Site Plan

All fence construction (even the replacement of an existing fence) requires an approved permit from the City of Cleveland. Use the example diagram below and related information to help you create a site plan.



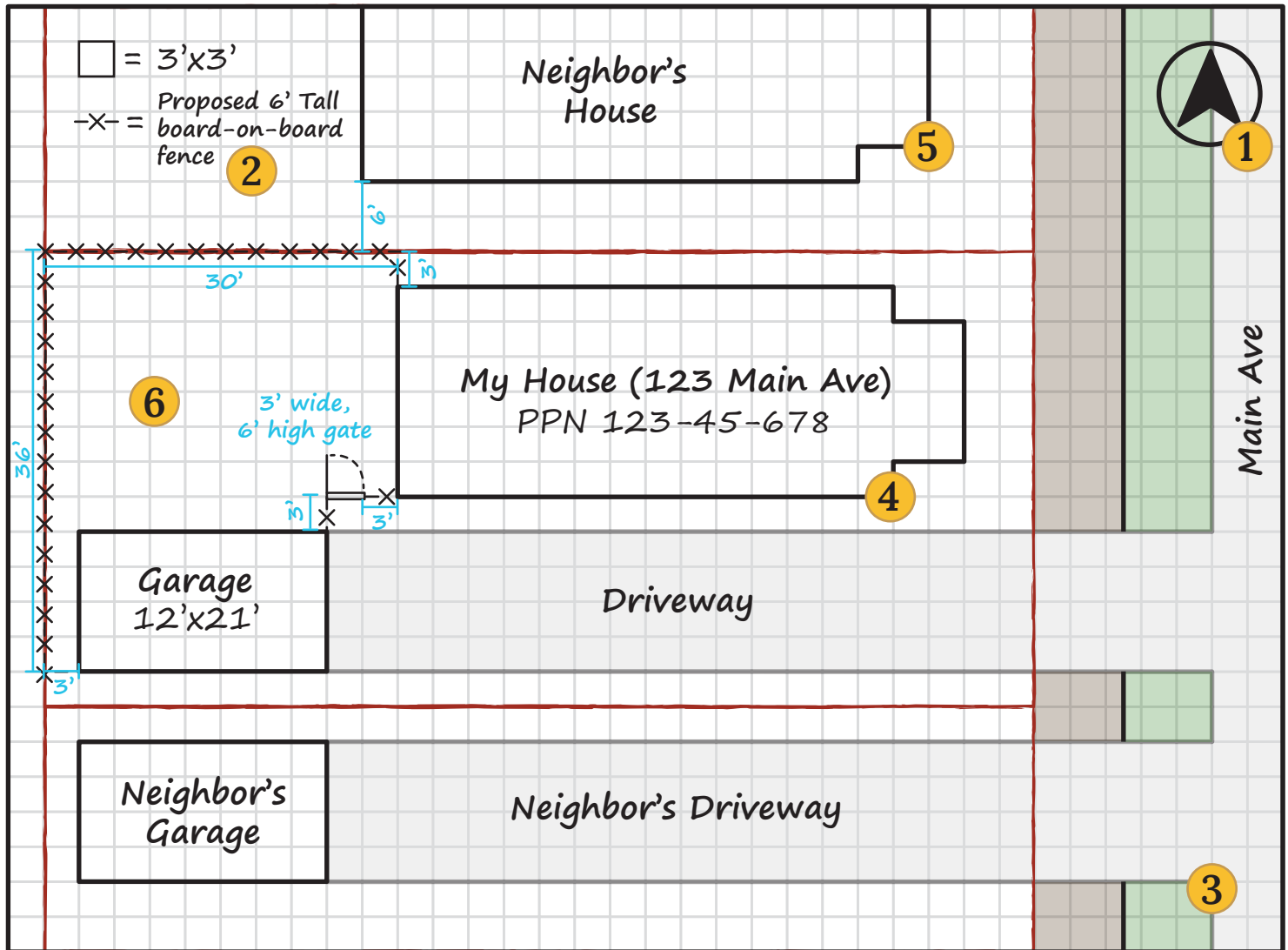
- 1 North Arrow
- 2 Scale Information & Relevant Descriptions (fence height, opacity, and materials)
- 3 Labeled Driveway(s), Property Line(s), Sidewalk(s), and Street(s)
- 4 Labeled Main Building(s) with Address and Parcel Number (PPN) & Labeled Accessory Building(s)
- 5 Labeled All Structures within 6' of the Property (garages, sheds, greenhouses, etc)
- 6 Dimensioned Fence Location (including measurements from all property lines, driveways, streets, structures on or adjacent to the property)

Additional Information to Include in Application:

- Color and Style of Fence
- Method of Attaching Fence to the Ground or Other Structures
- Labeled Fence Gate(s) with Dimensions, Height, and Opacity
- Page with Pictures of Proposed Materials (Material Sheet)

Sample Fence Site Plan

All fence construction (even the replacement of an existing fence) requires an approved permit from the City of Cleveland. Use the example diagram below and related information to help you create a site plan.



- 1 North Arrow
- 2 Scale Information & Relevant Descriptions (fence height, opacity, and materials)
- 3 Labeled Driveway(s), Property Line(s), Sidewalk(s), and Street(s)
- 4 Labeled Main Building(s) with Address and Parcel Number (PPN) & Labeled Accessory Building(s)
- 5 Labeled All Structures within 6' of the Property (garages, sheds, greenhouses, etc)
- 6 Dimensioned Fence Location (including measurements from all property lines, driveways, streets, structures on or adjacent to the property)

Additional Information to Include in Application:

- Color and Style of Fence
- Method of Attaching Fence to the Ground or Other Structures
- Labeled Fence Gate(s) with Dimensions, Height, and Opacity
- Page with Pictures of Proposed Materials (Material Sheet)



Cleveland City Planning: Fence References

This is not an exhaustive list of fence types- be creative! The images below should be used as reference, not as a site plan substitute or stand-alone guide.

50% Opacity




(50% Open)



75% Opacity




(25% Open)



100% Opacity



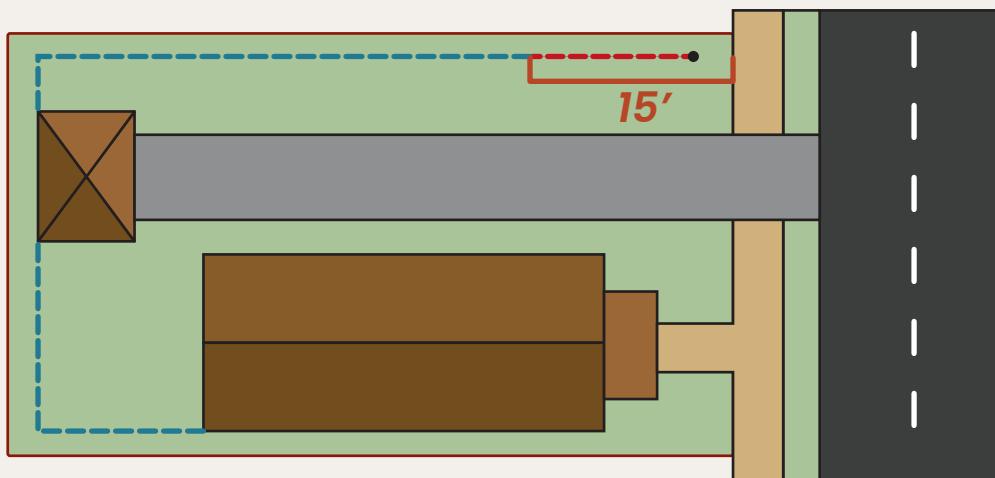
(0% Open)



Sight Line Example (§ 358.03 of the Cleveland Zoning Code)

Fences must allow for proper sight lines. Any fence that is parallel to a driveway must meet the following restrictions within **15' of the driveway/road or driveway/sidewalk intersection**:

- Not taller than 2.5 feet in height, unless all portions of the fence above 2.5 feet in height are at least 75% open (25% opacity)



--- = 4' ornamental fence, 25% opacity

--- = 6' ornamental fence, 100% opacity



CITY OF CLEVELAND
Mayor Justin M. Bibb

CITY PLANNING

Sample Fence Material Sheet



6" picket overscallop w/ 1" gap fence

Materials:

2" x 4" x 8' wood rails
1" x 6" x 6' (5 1/2" actual) dog ear pickets
4" x 4" x 96" stained and treated posts
1 7/8" aluminum coated nails @ pickets
3" aluminum coated nails @ rails

Gaps:

1" approx. @ hinge side of gates
1" approx. @ latch side of gates
2" (+ 4") approx. @ bottom of fence
May be gap at pickets when dried.

Pickets may have knots and slight checks

Posts may develop checks or long vertical cracks through drying.

